

ACMEDA AWNINGS


# //KLIP SYSTEM

Acmeda's KLIP traditional style awning features a vertical design best suited for open style wall applications.

## FEATURES

- / Manual or motorised system.
- / Tested to withstand winds up to 50km/h.
- / Finalist at R+T Innovation Prize 2009 in Stuttgart, Germany.
- / Can achieve up to 14m widths & 3.5m projection.
- / Die cast aluminium brackets and supports.
- / Stainless Steel fixings.
- / Colour matched components.
- / Offering between 5 to 65 degree inclination.
- / Patented design.

## COLOUR RANGE



Independently tested and approved by



2009 R+T innovation prize nominee

R+T 2009 INNOVATION PRIZE NOMINEE




ACMEDA  
PRECISION IN MOTION

# //UNIQUE ARM SYSTEM

The class performing DAT (Dynamic Arm Torsion) system design ensures optimum chain & fabric damage prevention. The awning arms open and close without touching fabric during operation. The DAT System features only stainless steel screws, bolts and pins and is the most advanced choice for your awnings.

## FEATURES

- / Strong and secure eight link stainless steel chain.
- / Outstanding mechanical performance.
- / Fabric damage prevention.
- / Teflon coated for marine grade protection.
- / Arms can be adjusted to tilt in single degree increments.



## KLIP

open



## KLIP

closed



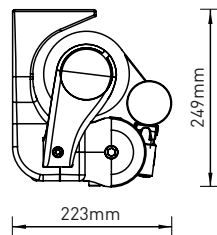
## FABRIC PROTECTING HOOD

optional

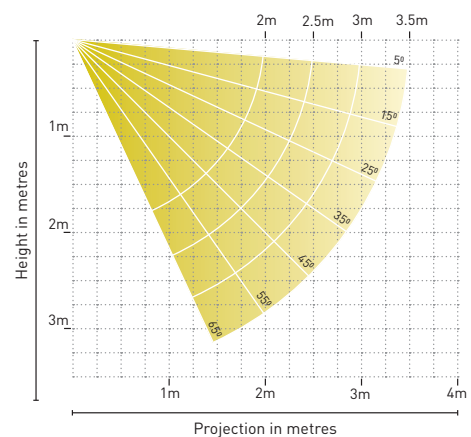


## FIXING DIMENSIONS

WALL/TOP FIX with folded arms  
5° incline



## ARM PROJECTION



## MAX AWNING DIMENSIONS

Max width: 14m  
Max projection: 3.5m

YOUR ACMEDA AWNINGS SUPPLIER: